



Simple Forecast (visible) ∨


75%  **sable**

25%  **recessive red**

Detailed Forecast (visible, hidden, carried) ∧

50%  genotype: ay at-B B-D D-E e-h h-ky ky-m m-S S  
visible: **sable**  
carried: **recessive red, tan points**

25%  genotype: ay at-B B-D D-E E-h h-ky ky-m m-S S  
visible: **sable**  
carried: **tan points**

25%  genotype: ay at-B B-D D-e e-h h-ky ky-m m-S S  
visible: **recessive red**  
hidden: **sable**  
carried: **tan points**